

RPTO Software

4-7-328 Esamia Bazar
Hyderabad, Telangana 500027
<https://droneprojectmanagement.com>
(+91) 9989623896

General Principles of Process Optimization

Here are some ways one can make changes to optimize process:

- Automate Time Consuming Repetitive Tasks
- Enter Data One Time instead of Entering Same Data at Multiple Times
- Store All Data at One Place - and generate different reports/outputs in different formats from same data source (Single Source of Truth)
- Consolidate and Distribute Tasks appropriately to bring efficiency

How our software helps RPTO in optimizing process and results in cost savings

Automating repetitive tasks – When tasks are repetitive and time consuming, automating the tasks results in faster completion of tasks and savings gets added each time the task is performed, so results in compounded savings over a long period of time. What automation means is to let software do the work, instead of manually doing it. Automation results in completing tasks in less time and with fewer workforce.

Enter data one time and generate output in different formats – Instead of entering the same data at multiple places, enter data once in the software and then let the software generate documents/reports in different outputs and formats. Store all data at one place.

Consolidate and/or Distribute Tasks – Use the power of software to realign your process and consolidate the tasks at one resource or distribute tasks to reduce workforce resulting in cost savings.

How to apply these principles of process optimization in RPTO

The following tasks are done repeatedly at RPTO

- **Schedule Courses**
 - Schedule Course easily using the in-built Calendar
- **Assign Instructors for Each Course**
 - Assign instructors to each Course easily
 - Instructors Login to View Courses assigned to them
- **Enroll Students to each Course**
 - Enroll Students into each Course
 - Capture all Student Data in one Place
 - Assign Instructor, Drone UIN and Flight Simulator to each Student
 - Maintain Student Status – Enrolled, Pass, Failed, Transferred
- **At the end of Each Course**
 - Generate Certificate for Each Student (Repeat for each Student)
 - Generate End of Course Report (Repeat for each Course)
- **At the end of Every Week**
 - Create Excel file with certificate issued information (Repeat for each Student) to send to DGCA
- **At the end of Every Month**
 - Create Excel file with Student Remote Pilot License Issued Information (Repeat, enter data for each Student) to send to DGCA

All the tasks which are repetitive in nature are prime targets for optimization. It would be better if these tasks are automated using software rather than doing it manually. This results in considerable savings in time and labour. You can do the same tasks with fewer workforce and in less time thus leading to considerable cost savings (due to reduced workforce).

Our software automates each of these repetitive tasks . It generates all these with few clicks in the software:

- Generate Certificate for Each Student
- Generate End of Course Report
- Generate Excel file for each student with certificate issued information
- Generate Excel file of Student Remote Pilot License Issued for the month

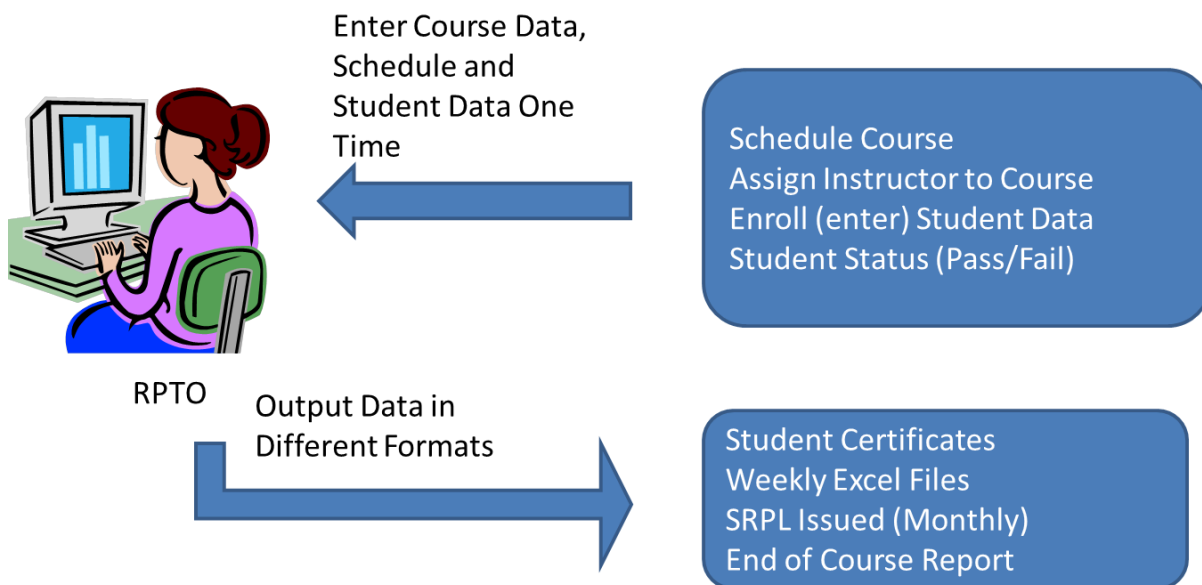
Outcome

- Faster generation of documents
- Error free
- More tasks completed with less time and less employees
- Cost savings

Enter Data Once – Generate output in Multiple Formats and File Types

Instead of entering data each and every time to generate different documents/reports, enter data once in the software and then let the software generate documents/reports in different outputs and formats for you.

The below image illustrates this:



Consolidate and/or Distribute Tasks

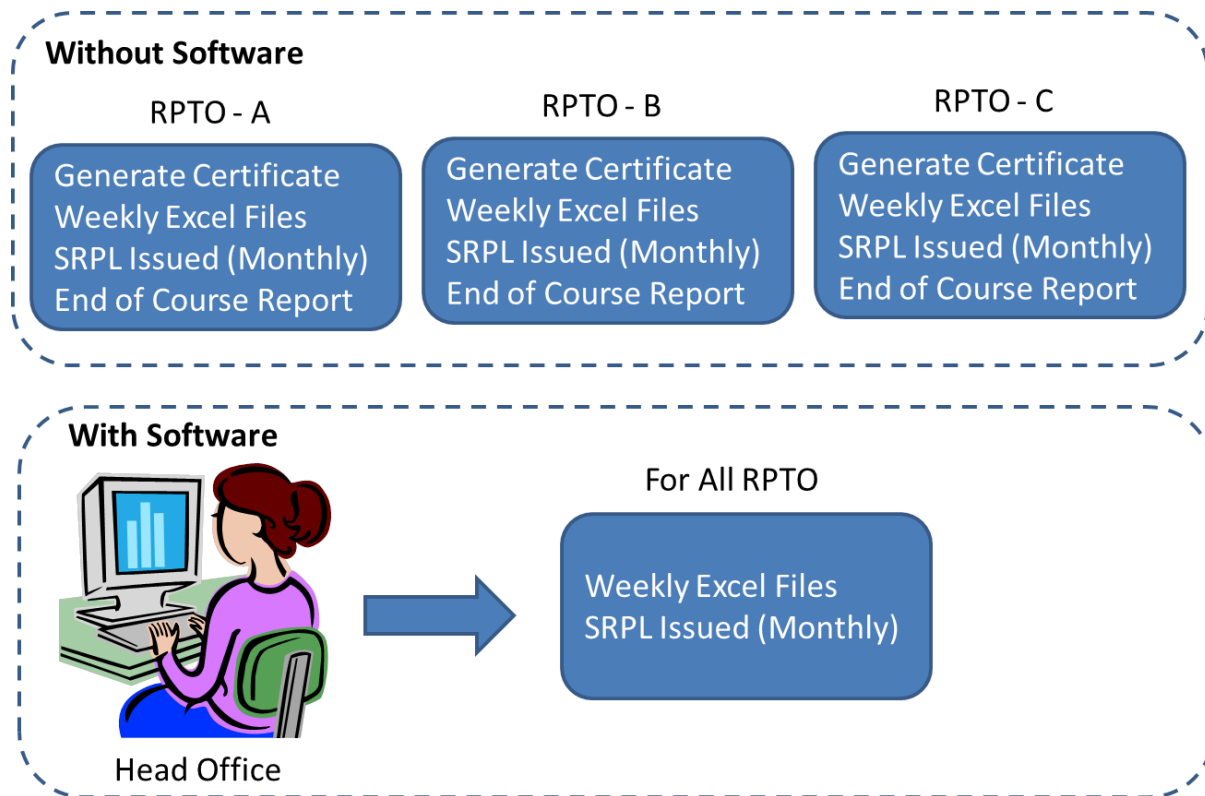
Use the flexibility the software provides to realign your process and consolidate the tasks to reduce workforce resulting in cost savings. Very useful if you are operating multiple RPTOs.

Without the software, all the tasks have to be performed at each RPTO locally. By using the software, you can consolidate some of the tasks at a central location, thus reducing the workforce at local RPTOs.

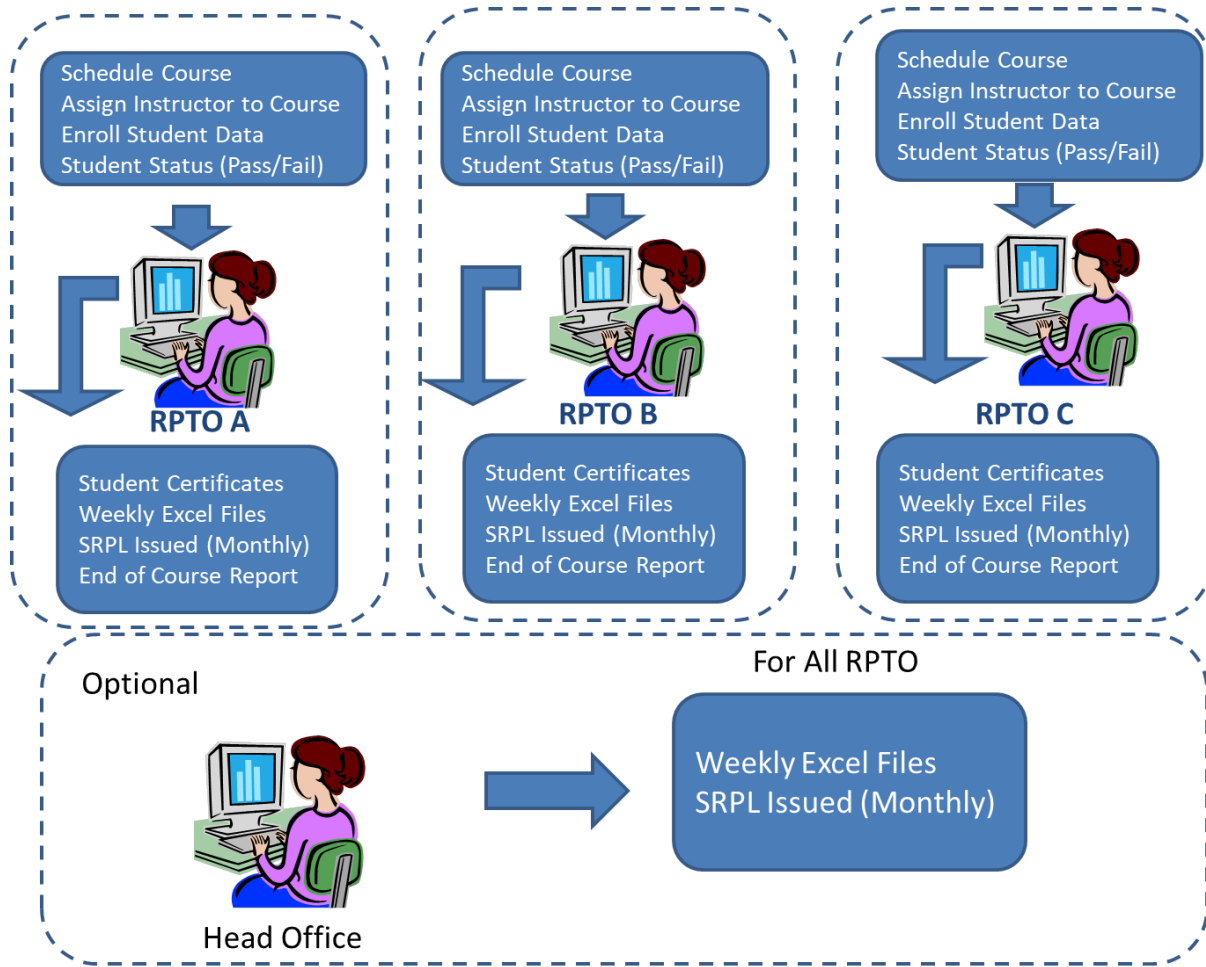
The software has three user roles – Admin, RPTO Manager and Instructor

- **Admin**
 - Admin has a super user role. Access to all features of the software for all RPTOs.
- **RPTO Manager**
 - Manager user role has access to all features of the software for one RPTO.
- **Instructor**
 - Instructor user roles have limited access to course and student data.

The below image shows some of the tasks that can be consolidated at the central location. Without software, all the tasks have to be performed locally at each RPTO. By using software, generation of Weekly Excel Files to be sent to DGCA, Monthly SRPL issued Excel files can be generated at central location, generation of Certificates and End of Course Report can be done locally. In fact one can come up with different scenarios based on policies or SOPs.

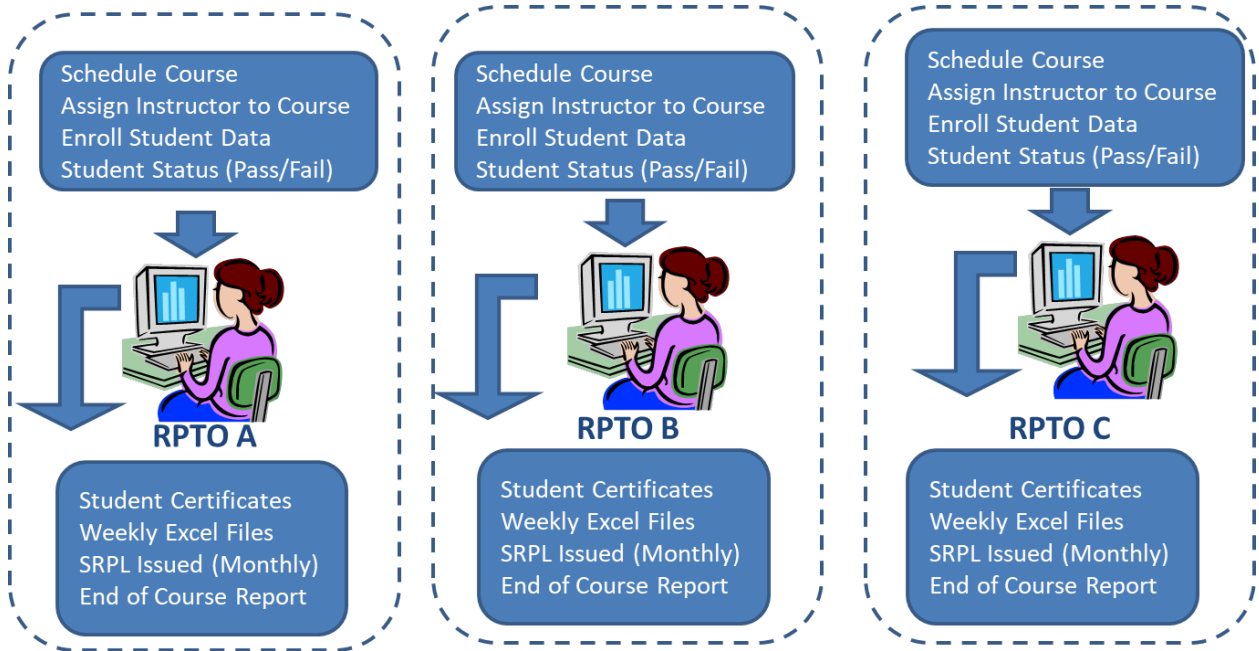


The complete process of how this would work is shown in the image below.



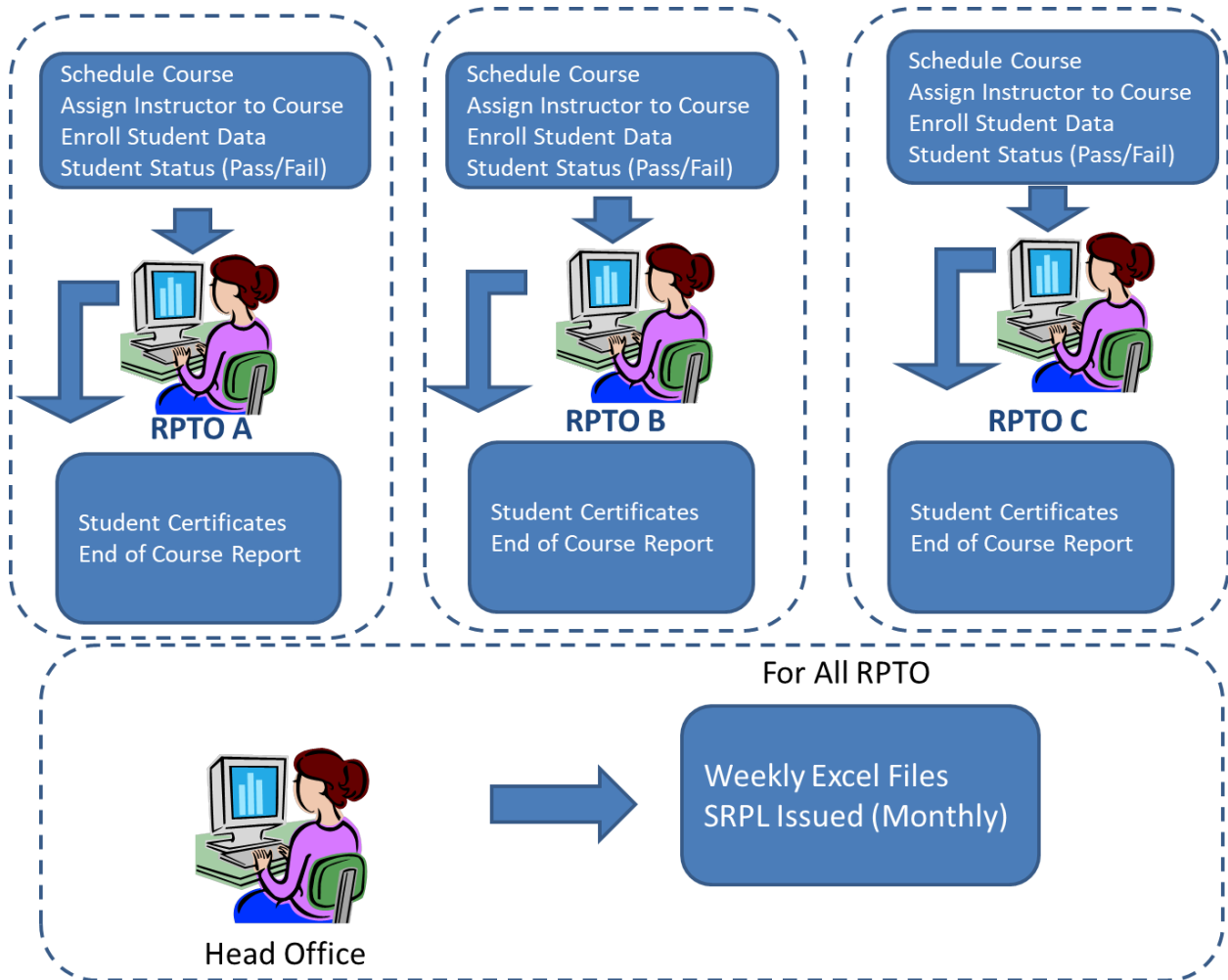
Scenario 1

All the tasks are done at the local RPTO center.



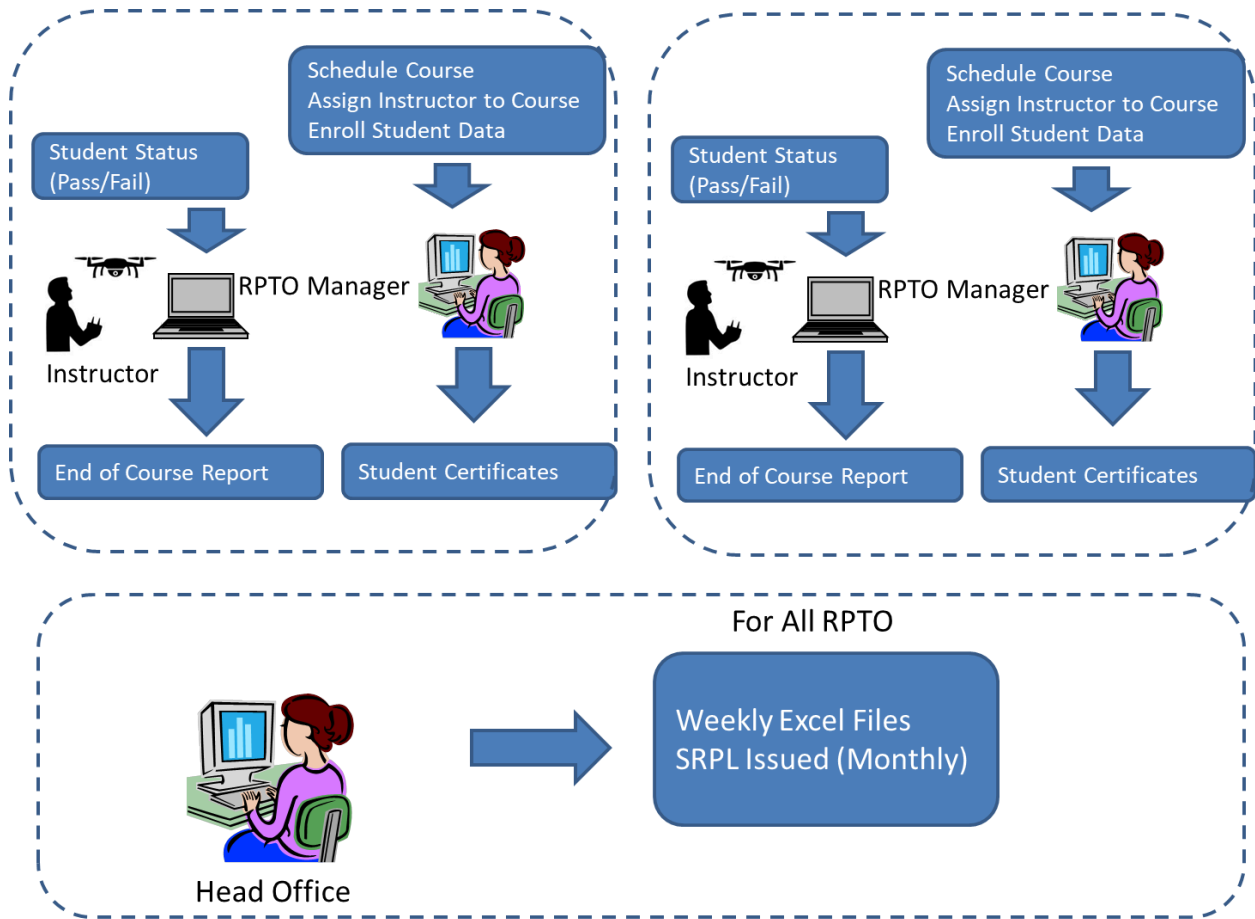
Scenario 2

Some tasks are consolidated at a centralized location and the rest of the tasks are done at the local RPTO center.



Scenario 3

Here some tasks are distributed to different resources (Instructor and RPTO Manager) at the local RPTO. Some tasks are consolidated at a centralized location.



Mobile Workforce

The software works on any mobile device. It brings mobility to your workforce. Your workforce can work remotely from anywhere, anytime – your workforce need not be in the office to work. This brings in added efficiency and productivity.